

# Heaven and Earth Designs

## The Journey Begins

Chart No: HAESG007

By Michele Sayetta

Artwork by Scott Gustafson



Finished Design Size 350W by 500H (14W X 20 inches on 25ct)

Heaven and Earth Designs

425 9th Street SW

Willmar MN 56201

320-214-7998

[www.heavenandearthdesigns.com](http://www.heavenandearthdesigns.com)

Copyright Heaven and Earth Designs 2005

Copyright Scott Gustafson 2005

## Instructions

The model for The Journey Begins is stitched  
over  
1 on 25 count Dublin Linen. Please use 1 strand of  
floss or 2 depending on your coverage preference.

It is recommended that you make working copies and  
enlarge to view detail and symbols.

You may also use the tent stitch or full crosses  
depending on your preference.

This is a large project that will offer many hours of  
stitching pleasure.

We thank you for purchasing this design and  
welcome any questions or comments  
that you may have.

**Pattern Name:** The Journey Begins - Gustafson

**Designed By:** Michele Sayetta

**Company:** Heaven and Earth Designs

**Copyright:** 2005





































**Fabric:** Linen or Evenweave 25, White


350w X 500h Stitches


**Size:** 25 Count, 14w X 20h in


### Floss Used for Full Stitches:


Symbol	Strands	Type	Number	Color
	2	DMC	152	Shell Pink-MD LT
	2	DMC	153	Violet-VY LT
	2	DMC	210	Lavender-MD
	2	DMC	211	Lavender-LT
	2	DMC	223	Shell Pink-LT
	2	DMC	224	Shell Pink-VY LT
	2	DMC	225	Shell Pink-UL VY LT
	2	DMC	301	Mahogany-MD
	2	DMC	315	Antique Mauve-VY DK
	2	DMC	333	Blue Violet-VY DK
	2	DMC	340	Blue Violet-MD
	2	DMC	355	Terra Cotta-DK
	2	DMC	356	Terra Cotta-MD
	2	DMC	400	Mahogany-DK
	2	DMC	414	Steel Gray-DK
	2	DMC	420	Hazelnut Brown-DK
	2	DMC	434	Brown-LT
	2	DMC	436	Tan
	2	DMC	550	Violet-VY DK
	2	DMC	613	Drab Brown-VY LT
	2	DMC	645	Beaver Gray-VY DK
	2	DMC	676	Old Gold-LT
	2	DMC	762	Pearl Gray-VY LT
	2	DMC	791	Cornflower Blue-VY DK
	2	DMC	796	Royal Blue-DK
	2	DMC	815	Garnet-MD
	2	DMC	819	Baby Pink-LT
	2	DMC	823	Navy Blue-DK
	2	DMC	921	Copper
	2	DMC	938	Coffee Brown-UL DK
	2	DMC	939	Navy Blue-VY DK
	2	DMC	950	Desert Sand-LT

Symbol	Strands	Type	Number	Color
 	2	DMC	975	Golden Brown-DK
 	2	DMC	976	Golden Brown-MD
 	2	DMC	3721	Shell Pink-DK
 	2	DMC	3722	Shell Pink-MD
 	2	DMC	3727	Antique Mauve-LT
 	2	DMC	3746	Blue Violet-DK
 	2	DMC	3771	Terra Cotta-UL VY LT
 	2	DMC	3773	Desert Sand-MD
 	2	DMC	3778	Terra Cotta-LT
 	2	DMC	3829	Old Gold-VY DK
 	2	DMC	3834	Grape-DK
 	2	DMC	3835	Grape-MD
 	2	DMC	3857	Rosewood-DK
 	2	DMC	3858	Rosewood-MD
 	2	DMC	3860	Cocoa
 	2	DMC	3861	Cocoa-LT
 	2	DMC	3862	Mocha Beige-DK
 	2	DMC	3863	Mocha Beige-MD


















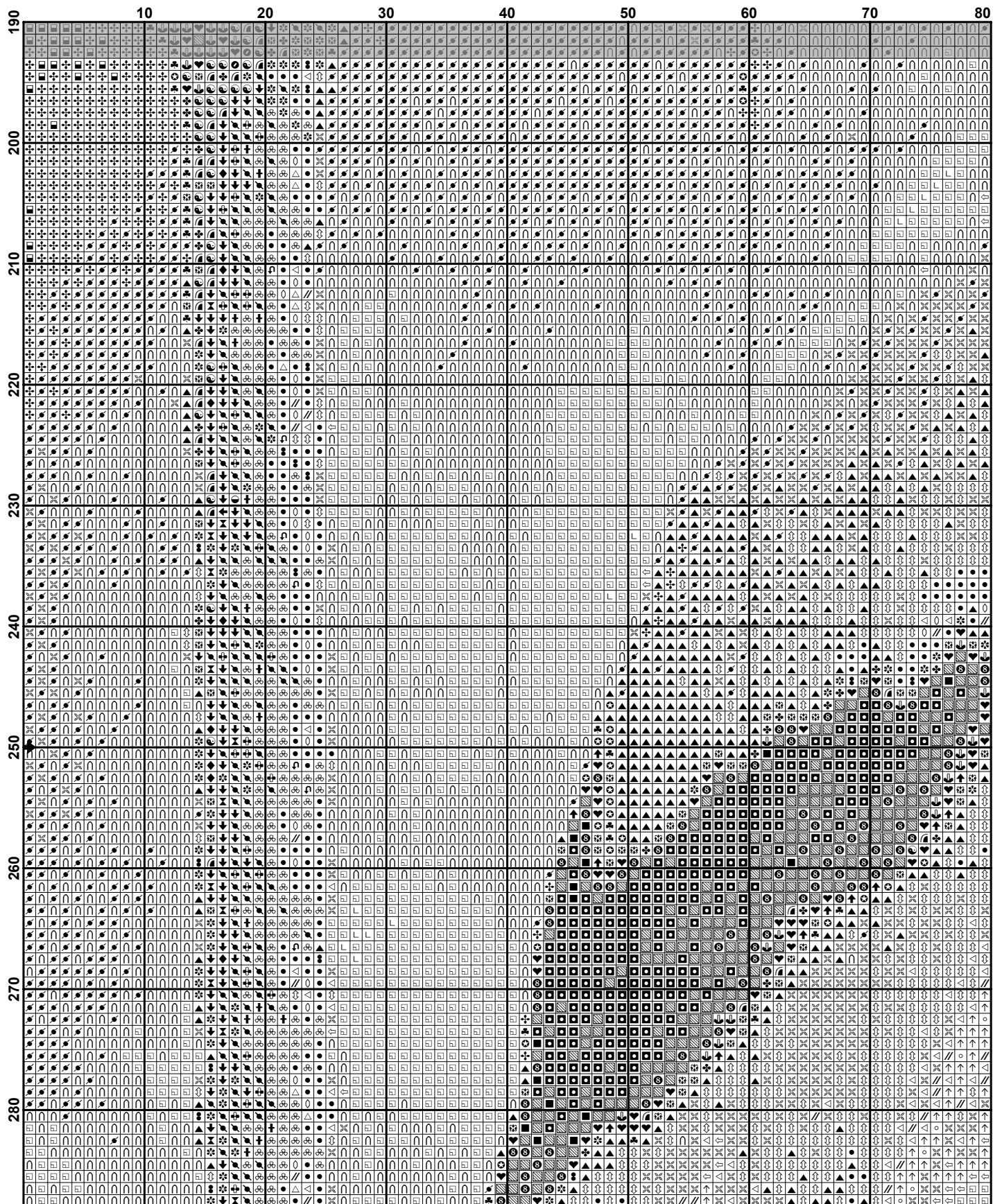






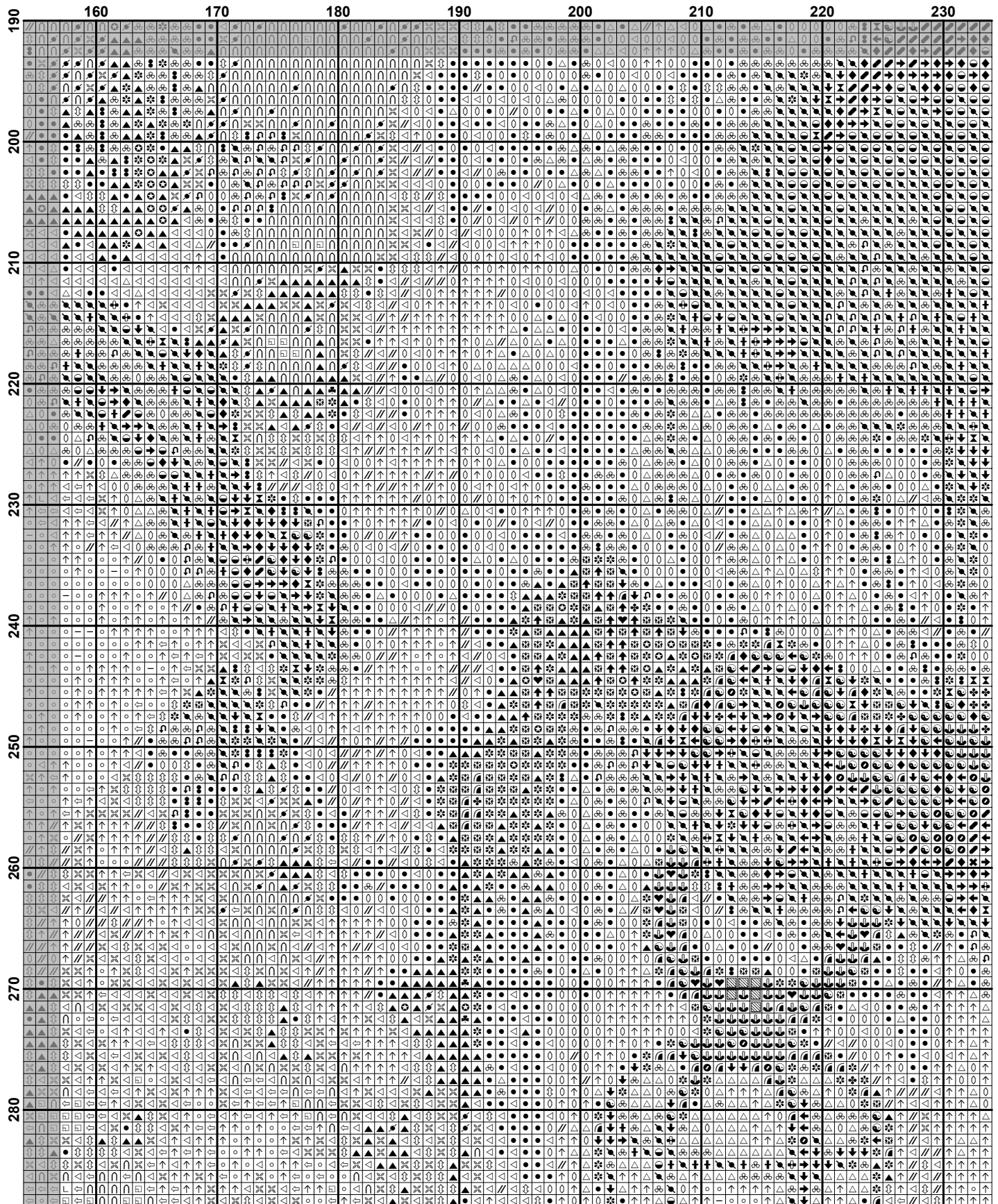







	80	90	100	110	120	130	140	150
190								
200								
210								
220								
230								
240								
250								
260								
270								
280								






	240	250	260	270	280	290	300	310
190								
200								
210								
220								
230								
240								
250								
260								
270								
280								

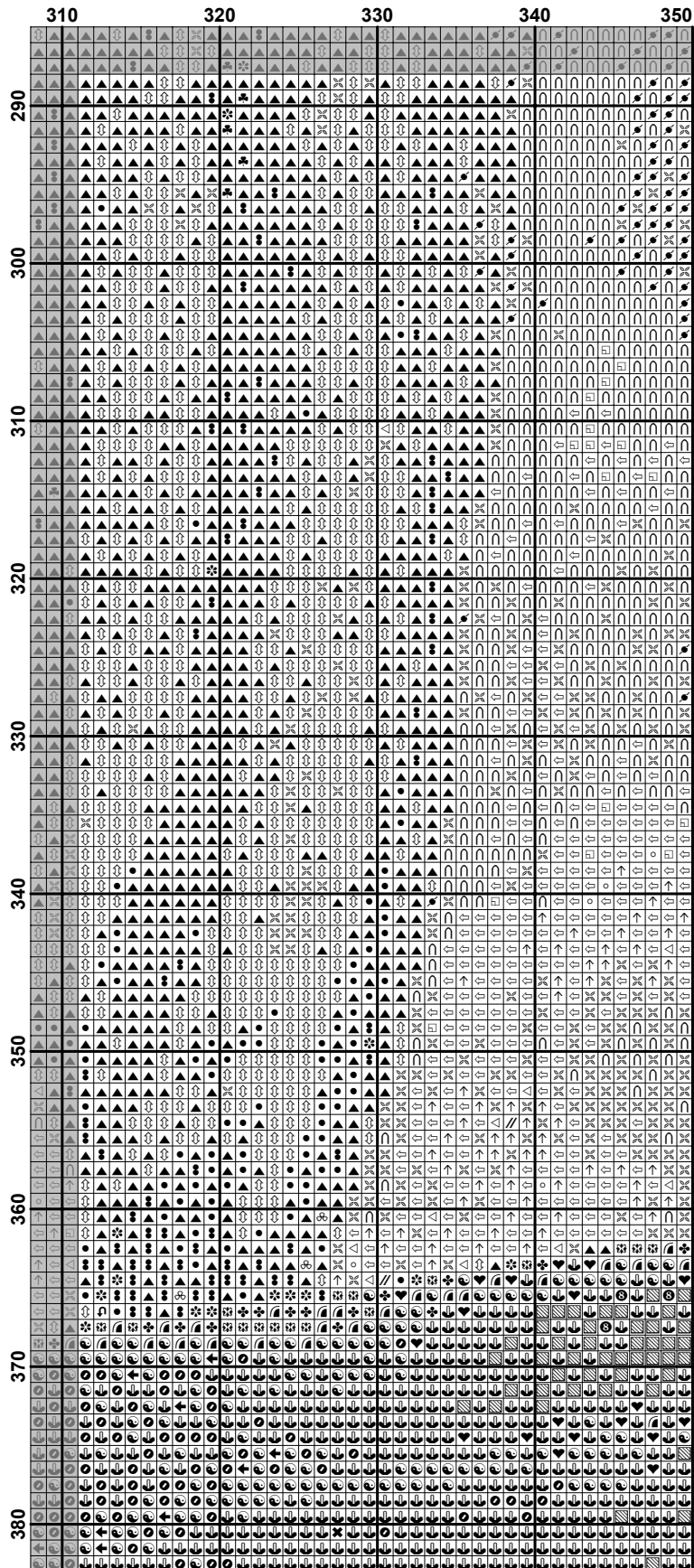


	10										20										30										40										50										60										70										80									
290																																																																																
300																																																																																
310																																																																																
320																																																																																
330																																																																																
340																																																																																
350																																																																																
360																																																																																
370																																																																																
380																																																																																


	80	90	100	110	120	130	140	150
290								
300								
310								
320								
330								
340								
350								
360								
370								
380								

[illegible]











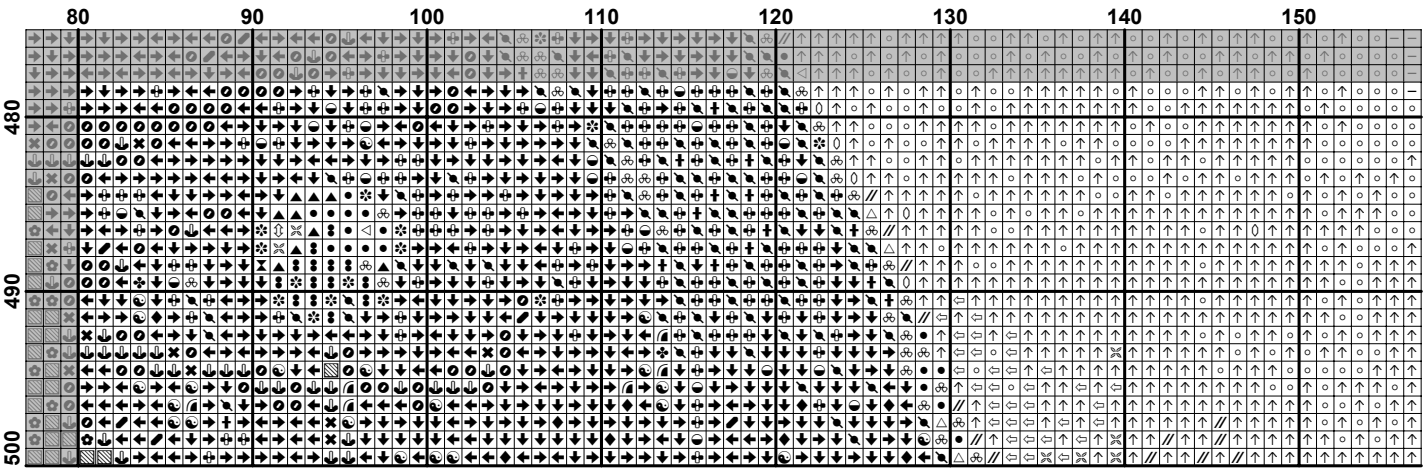
	80	90	100	110	120	130	140	150
380								
390								
400								
410								
420								
430								
440								
450								
460								
470								

	160	170	180	190	200	210	220	230
380								
390								
400								
410								
420								
430								
440								
450								
460								
470								

	240	250	260	270	280	290	300	310
380								
390								
400								
410								
420								
430								
440								
450								
460								
470								







[illegible]



Figure 1 displays a 3x3 grid of 27 small 2D plots, arranged in 3 rows and 9 columns. The rows are labeled 480, 490, and 500 on the left. The columns are labeled 240, 250, 260, 270, 280, 290, 300, and 310 on top. Each plot shows a 2D spatial distribution of points or cells, with patterns evolving from left to right and top to bottom. The plots show a progression of patterns, starting from a simple grid-like structure on the left and evolving into more complex, noisy patterns on the right. The patterns in the bottom row (500) appear more complex and noisy than those in the top row (480).

